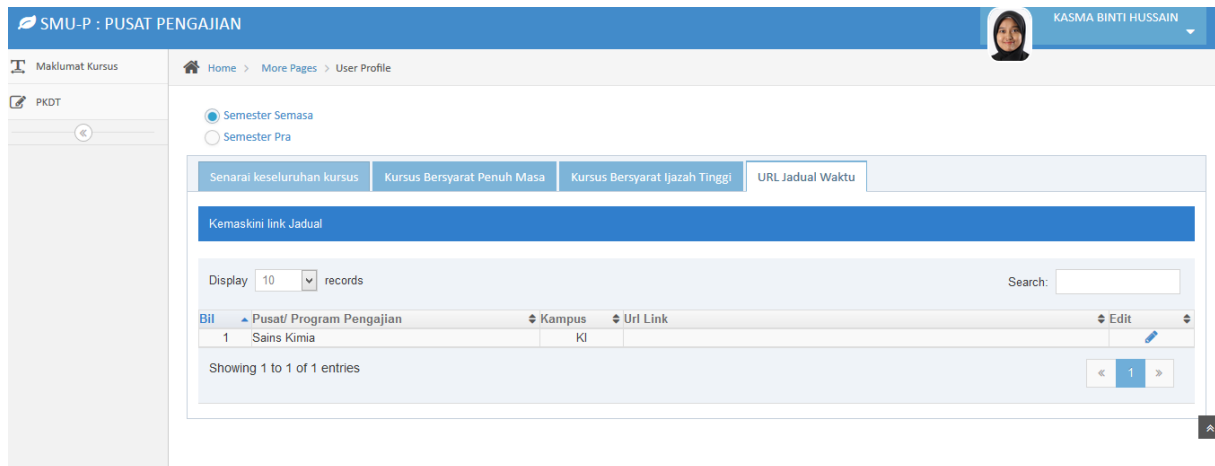



PANDUAN PENGEMASKINIAN URL JADUAL WAKTU PENGAJARAN DAN PEMBELAJARAN SEMESTER 2, SIDANG AKADEMIK 2018/2019

(Pusat Pengajian perlu memuatnaik Jadual Waktu Pengajaran & Pembelajaran ke dalam Laman Web Pusat Pengajian terlebih dahulu sebelum URL Link berkenaan di kemaskini dalam Sistem)


1. Proses kemaskini URL Jadual Waktu boleh dilakukan melalui Sistem Smuppeng. Sila klik pada tab **URL Jadual Waktu**.

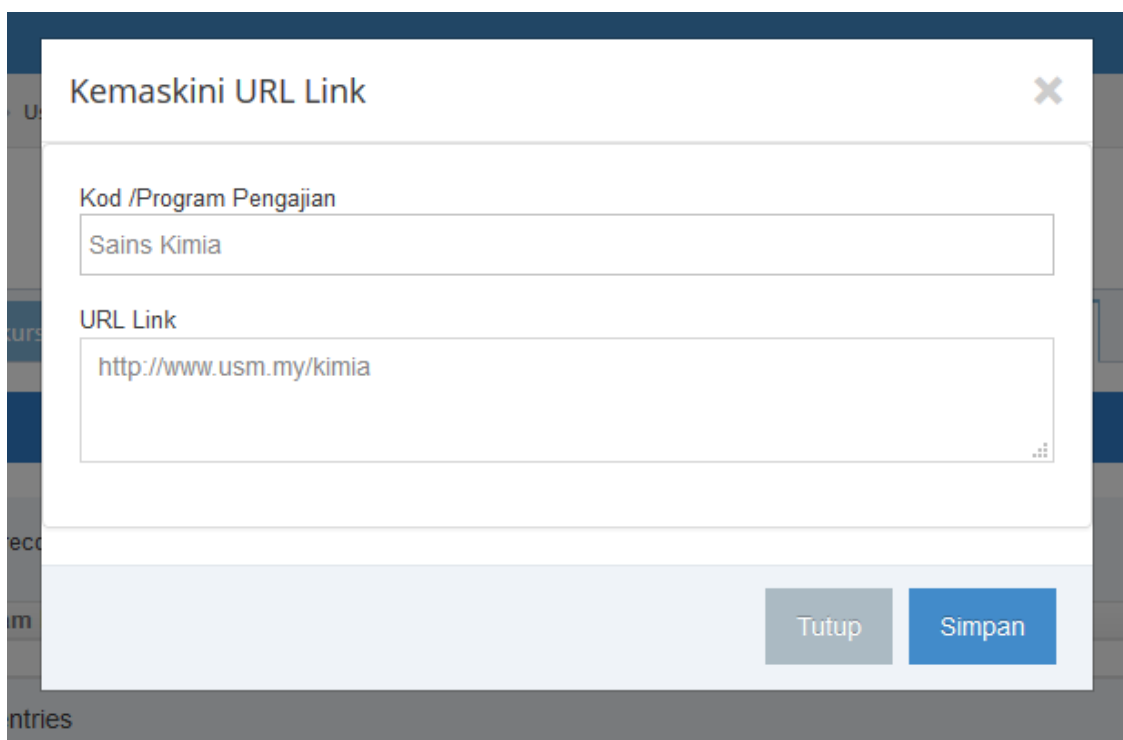


The screenshot shows the SMU-P: PUSAT PENGAJIAN system interface. The user is logged in as KASMA BINTI HUSSAIN. The main navigation menu includes 'Maklumat Kursus', 'Home', 'More Pages', and 'User Profile'. The left sidebar contains 'PKDT'. The main content area has two radio buttons for 'Semester Semasa' (selected) and 'Semester Pra'. Below this are four tabs: 'Senarai keseluruhan kursus', 'Kursus Bersyarat Penuh Masa', 'Kursus Bersyarat Ijazah Tinggi', and 'URL Jadual Waktu' (selected). The 'URL Jadual Waktu' tab displays a table with the following data:


Bil	Pusat/ Program Pengajian	Kampus	Url Link	Edit
1	Sains Kimia	KI		

Below the table, it says 'Showing 1 to 1 of 1 entries'. There are also controls for 'Display 10 records' and a search field.

2. Untuk kemaskini, sila klik pada icon  , pop up window kemaskini akan dipaparkan.



The screenshot shows a pop-up window titled 'Kemaskini URL Link'. It contains two input fields: 'Kod /Program Pengajian' with the value 'Sains Kimia' and 'URL Link' with the value 'http://www.usm.my/kimia'. At the bottom right, there are two buttons: 'Tutup' (Close) and 'Simpan' (Save).

3. Sila masukkan maklumat URL di ruangan URL Link dan klik butang  untuk simpan rekod yang dimasukkan.

4. Proses kemaskini URL Jadual Waktu Pengajaran & Pembelajaran selesai.